

ELEMENTS™

BY KENTWOOD





STANDARD PRODUCT GUIDE US - JUNE 2010

LONGSTRIP (3-STRIP)

Sample	Species	Colour
	MAPLE	COUNTRY
	MAPLE	MANOR
	MAPLE	MONTEREY
	OAK	ESTATE










Specs, Engineered Longstrip: 7 1/2" (189mm) wide, 9/16" (14mm) thick, approx. 86 5/8" (2200mm) long. **Install:** nail, glue or float - on, above or below grade. Approved for radiant heat, except Maple (glue down or floating install only, must follow Kentwood special instructions).

SOLID HARDWOOD

Sample	Species	Colour
	BIRCH	COUNTRY
	OAK	COUNTRY
	OAK	UMBER
	OAK	AMBER


Specs, Solid Hardwood: Birch - 3 1/2" (90mm) wide, 3/4" (18mm) thick, assorted lengths. Oak - 3 1/2" (90mm) wide, 3/4" (18mm) thick, assorted lengths. **Install:** nail down, on or above grade only.

EDGE COMING SOON TO ELEMENTS!

Sample	Species	Colour
	AMERICAN WALNUT	NATURAL STUDIO
	JATOBA	NATURAL STUDIO
	MAPLE	BROWNSTONE
	MAPLE	CARBON
	MAPLE	CHESTNUT
	MAPLE	CINDER
	MAPLE	CINNAMON
	MAPLE	NATURAL MANOR
	MAPLE	WHEAT
	OAK	CARBON
	OAK	NATURAL MANOR
	OAK	SAND
	OAK	WHEAT

Specs, Engineered Edge: 4 3/4" (120mm) wide, 1/2" (12mm) thick, assorted lengths. **Install:** glueless installation - on, above or below grade. Approved for radiant heat, except Maple and Jatoba (must follow Kentwood special instructions).

ENGINEERED

Sample	Species	Colour
	MAPLE	CHESTNUT
	MAPLE	NATURAL
	MAPLE	SAFFRON
	OAK	CHESTNUT
	OAK	NATURAL
	OAK	SAFFRON

Specs, Engineered Wide Plank: 5" (125mm) wide, 1/2" (12mm) thick, approx. 36" (900mm) long. **Install:** nail, glue or float - on, above or below grade. Approved for radiant heat (glue down or floating install only, selected species, must follow Kentwood special instructions).

ANTIQUED

Sample	Species	Colour
	BIRCH	ELDORADO
	MAPLE	DEL RIO
	MAPLE	ANGELES
	OAK	ALAMEDA
	WALNUT	TAHOE

Specs, Engineered Antiqued: 5" (127mm) wide, 1/2" (12mm) thick, assorted lengths to approx. 48" (1200mm). **Install:** nail, glue or float - on, above or below grade. Approved for radiant heat, except Maple (glue down or floating install, must follow Kentwood special instructions).

BRUSHED (3-STRIP)

Sample	Species	Colour
	OAK	NATURAL
	OAK	DUNE
	OAK	JUNIPER
	OAK	TAN

Specs, Engineered Brushed: 7 1/2" (189mm) wide, 9/16" (14mm) thick, approx. 86 5/8" (2200mm) long. **Install:** nail, glue or float - on, above or below grade. Approved for radiant heat (floating install only, must follow Kentwood special instructions).

For product images, specifications, installation instructions and care & warranty information, please visit www.kentwoodfloors.com

KENTWOOD floors are made from real wood, not a manufactured imitation. Because wood is a natural material, every piece of KENTWOOD flooring will have a unique appearance, often with naturally-occurring variations in color, texture and grain pattern. Showroom samples and photographic reproductions can give an example of the product's appearance but they may not be representative of the full range of color, texture and grain variations which can occur in the product itself. The product images on this chart are intended for reference only and should not be considered as representative of the product's actual appearance. Note: Product selection may vary by area. Product selection and specifications are subject to change without notice. The trade-marks ELEMENTS BY KENTWOOD and KENTWOOD are owned by Kentwood Floors Inc. and are used under license.

Your ELEMENTS BY KENTWOOD dealer: